

We Set the Standard in **SLIMLINE** Filters

SYSTEM 500

DLF Series= Dry Lint Filter

- Collects 98% of lint from dryers
- Designed for Maximum Dryer Efficiency
- Minimum maintenance & downtime
- "Quick Change" Screens
- Auto cleaning
- Accommodates single or multiple (small or large) dryers
- Choice of Fiberglass or Stainless



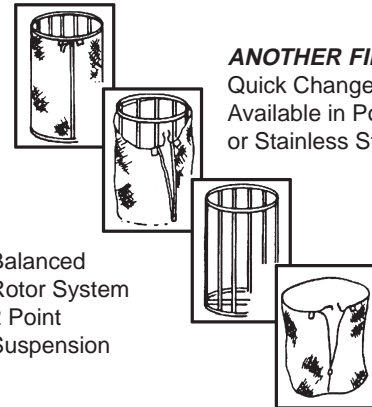
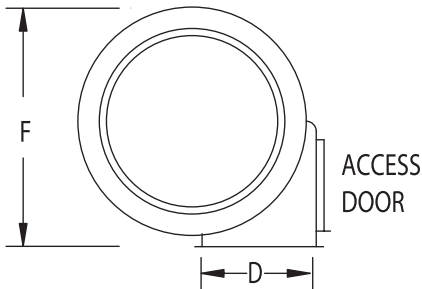
FRX-CLASS1
FIRE RETARDANT FIBERGLASS



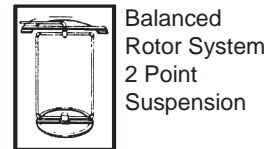
TYPE 304-16 GAUGE
STAINLESS STEEL

OPTIONAL FEATURES:

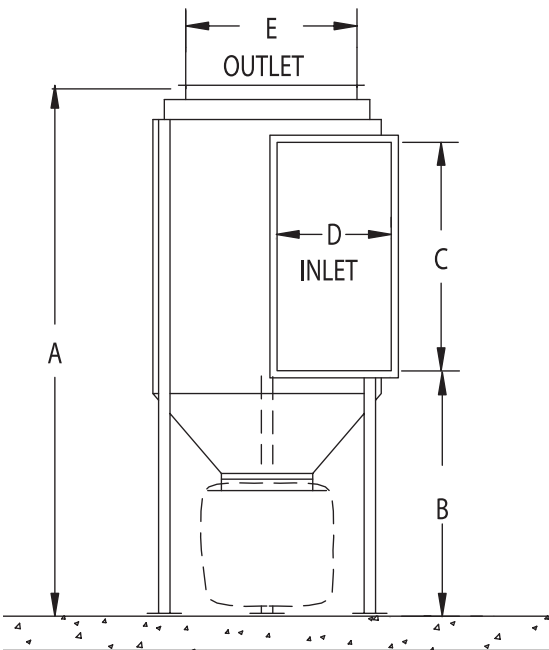
- Fire Suppression
- Horizontal Exhaust
- Assist (booster) fan
- Inlet Transitions (adapter)



ANOTHER FIRST
Quick Change Screens
Available in Polyester
or Stainless Steel



Balanced
Rotor System
2 Point
Suspension



SYSTEM 500							
MODEL	DLF-506	DLF-510	DLF-511	DLF-515	DLF-518	DLF-520	DLF-530
CFM*	6,000	10,000	11,000	15,000	18,000	20,000	30,000
SCREEN+	31	37	38	45	54	82	102
A	81	94	82	96	108	108	120
B	42	43	44	44	47	57	58
C	30	40	28	40	40	42	50
D	20	20	30	30	30	42	50
E	24	30	30	30	36	42	48
F	40	45	53	53	53	85	85

* MAXIMUM CFM RATING.

RECOMMEND OVERSIZING FILTER 10-20% OVER TOTAL DRYER EXHAUST CFM.

+ FIGURES REPRESENT SCREEN AREA IN SQ. FT.

ALL DIMENSIONS NOTED ARE IN INCHES, STAINLESS STEEL MODELS MAY DIFFER



BRIM LAUNDRY MACHINERY CO., INC.
800.527.5886 • www.brimdry.com